



GÜTHLE
IDEA AND SYSTEMS

QUICK DIE CHANGE CHANGE TECHNOLOGY

MOTORISED DIE LOADING ARMS

FAST · SIMPLE · FLEXIBLE




CTAM motorised die loading arms

for dies between 40 and 100kN



GÜTHLE
IDEA AND SYSTEMS



Die loading arms are approached to the press

Güthle motorised die loading arms for quick and easy die changing

These motor-driven die loading arms guarantee smooth die changes, including for heavy dies, by a single operator – quickly, safely and accurately.


They can be used flexibly for several presses or positioned statically in one place.

All models in the CT range can be fitted with a motor drive.


The die loading arms are easy to operate using a manual control unit or control module on the workshop cart – there is no need for an interface with the press control unit.

For accurate die positioning, the gear synchronisation can also be converted for individual precision control.

Can also be fitted for Rollbloc-
die loading arms CT04 - CT10




...and attached to the mounting hooks



Adjustable die gripper



Parallel die displacement using an "electric" shaft




Upgraded die loading arms ready for die changing – quickly, easily and flexibly

CMW motorised die loading arms


for dies between 160 and 400kN

Pre-requisites for operation

- Mounting hooks on the press
- The die loading arms must be firmly attached to the mounting hooks (possibly using a crane)
- Power supply via a 16A CEE plug




Die loading hooks with a safe locking mechanism



Adjustable die displacement unit



Loading the arms for die changing



Spring-loaded support leg with load

Advantages

- Smooth changing thanks to hardened supporting rollers
- No need for an interface with the press control unit
- Various die widths possible
- A stand-alone concept, with control of the die loading arms
- Geared for parallel or individual precision control
- After changing dies, the die loading arms can be quickly and easily moved away



Quick, simple die change

Sequence

- Move the die loading arms towards the press using a crane or manually using a mobile support leg
- Attach the die loading arms to the mounting hooks
- Connect the die loading arms to each other using a harting connector
- Control the die loading arms jointly using a manual control unit
- Connect to the power supply using a 16A CEE plug
- Align the die using the crane and release it from the die loading arms
- Insert the die into the press, position it and clamp it



Transportation of die loading arms by an overhead crane or mobile support legs




A wide range of die grippers are available



Die loading arms with spring-mounted transport rollers



Support leg without load



Support leg under load



GÜTHLE
IDEA AND SYSTEMS

CTAM motorised die loading arms

Type/Die weight	Die displacement travel	Order code
CTAM 04 – 40kN	1000mm	CTAM 04/1000
	1250mm	CTAM 04/1250
	1600mm	CTAM 04/1600
CTAM 06 – 60kN	1250mm	CTAM 06/1250
	1600mm	CTAM 06/1600
	2000mm	CTAM 06/2000
CTAM 10 – 100kN	1250mm	CTAM 10/1250
	1600mm	CTAM 10/1600
	2000mm	CTAM 10/2000


CMW motorised die loading arms

Type/Die weight	Die displacement travel	Order code
CMW 16 – 160kN	2000mm	CMW 16/2000
	2500mm	CMW 16/2500
	3500mm	CMW 16/3500
CMW 25 – 250kN	2500mm	CMW 25/2500
	3500mm	CMW 25/3500
	4000mm	
CMW 40 – 400kN	2500mm	CMW 40/2500
	3500mm	CMW 40/3500
	4000mm	CMW 40/4000

Die loading arms that can be fitted with push pull units

Type/Die weight	Die displacement travel	Order code
ACT 02 – 20kN	1000mm	ACT 02/1000
	1250mm	ACT 02/1250
	1600mm	ACT 02/1600
ACT 04 – 40kN	1000mm	ACT 04/1000
	1250mm	ACT 04/1250
	1600mm	ACT 04/1600
ACT 06 – 60kN	1250mm	ACT 06/1250
	1600mm	ACT 06/1600
	2000mm	ACT 06/2000
ACT 10 – 100kN	1250mm	ACT 10/1250
	1600mm	ACT 10/1600
	2000mm	ACT 10/2000


Everything you need for quick die change simple · flexible · safe



Hollow piston clamps
Sliding clamps
Block clamps
Wedge clamps
Swing sink clamps

Ledge clamps
Double T clamping bars
Slip-Grip clamping bars

Hydraulic clamping unit
Hydraulic units
Hoses
Valves




Rollbloc die lifters, ball version
Rollbloc die lifters, roller version

Table inserts

Die loading arms
CS / CA / CD / CK / CT
CTAM / CMW

Mounting hooks
Support legs
Lateral guides

Hydraulic unit – manual
die changing
Pneumatic-hydraulic
hoses and screw connections



Free-travelling die change transporter with a telescopic mast for dies between 5 and 100 kN

Mobile press tables

DILOS Shuttle - die carts on rails

System-optimised storage racks

Custom-made items

Components



GÜTHLE
IDEA AND SYSTEMS

Güthle Pressenspannen GmbH
Gottlieb-Haefele-Straße 9
D-73061 Ebersbach
Fon: +49 7163 99090
Fax: +49 7163 990990
e-mail: tech-info@guethle-swt.de
www.guethle-swt.de